

Class Summary - Composition

What is a Storyboard?

- Storyboards are the blueprint for the film and animation production process. They establish the visual style of ***the emotional content and action*** of the project. This initial blueprint is the basis for all other departments and story decisions for the show.

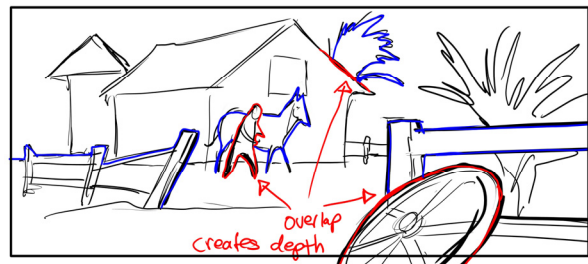
Why learn how to storyboard?

- A story artist is a mini director
 - In control of creative content
- A good story artist is always in demand
 - Job security
 - Story is the one discipline that is still not being outsourced
 - Career path for *Growth*
- Storyboard artists are some of the highest paid artists in the industry
 - Why? Because you are near the top of the creative food chain

Composition

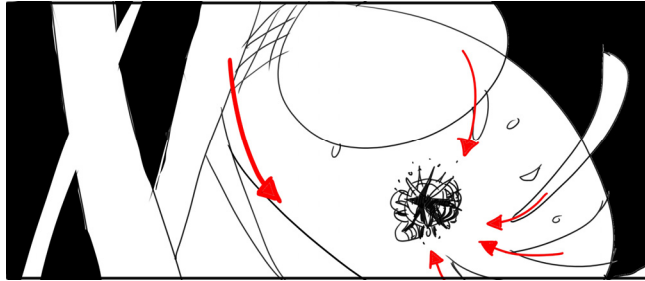
Identify how these tools relate to the audience's Emotional Response. As a storyboard artist you are always trying to affect *the emotions* of the viewer.

- **Lines**
 - Horizontal and vertical lines= static
 - Diagonal lines = dynamic
- **Overlapping forms**
 - By not intersecting forms, we perceive one object to be in front of another.
 - Emphasize the illusion of depth by using overlapping forms



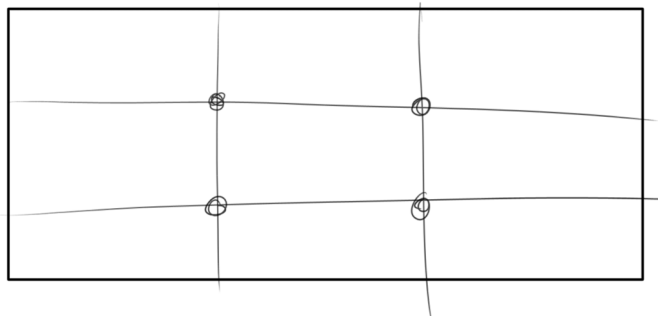
- **Abstract shapes**

- Look at the overall design of the shapes in your composition. These graphic shapes should emphasize the focal point.
- These graphic shapes reflect an emotional response to the audience
- Jagged shapes will represent uneasiness
- Smooth shapes are more soothing




- **Rule of Thirds**

- Divide your frame into thirds vertically and horizontally to create a guide for asymmetrical compositions.
- The points where these lines intersect are good places to have your focal point.



- **Focal point**

- **Primary, Secondary, Tertiary**- can have multiple focal points in a composition, but they should all support the primary focal point.



Sign up for our 8 part Online lecture series

- Anyone can learn the skills of visual storytelling if you have the right information
 - No experience necessary
 - No drawing skills required
 - 100% online
 - Live instruction from industry professionals
 - You only pay a fraction of the cost of what professional art schools charge
 - Space is limited to only 50 attendees

The Art of Storyboarding - *Online*

Storyboarding Tool belt.....	August 7, 2010
Digital Storyboard Techniques.....	August 14, 2010
Staging.....	August 21, 2010
Script Breakdown.....	August 28, 2010
Advanced Techniques.....	September 4, 2010
Action scenes /3D Story.....	September 11, 2010
Storyboarding as Film Making.....	September 18, 2010
Portfolio Preparation & Jobs.....	September 25, 2010

Only \$50/ class. Space is limited sign up today!

Each lecture session is recorded and can be viewed in our Video Archive page for a fee.
The videos are yours to watch 24/7.

Join www.StoryboardArt.org as a VIP Member

- 10% all merchandise and books in our store
- 10% off all classes and videos
- Download and listen to full podcasts interviews
- **Join now for only \$50 a year**

Sign up for our online classes here:

http://www.storyboardart.org/?page_id=2288

Thanks for participating and keep on drawing!